

Spring

Pop Art Math Coloring Sheets

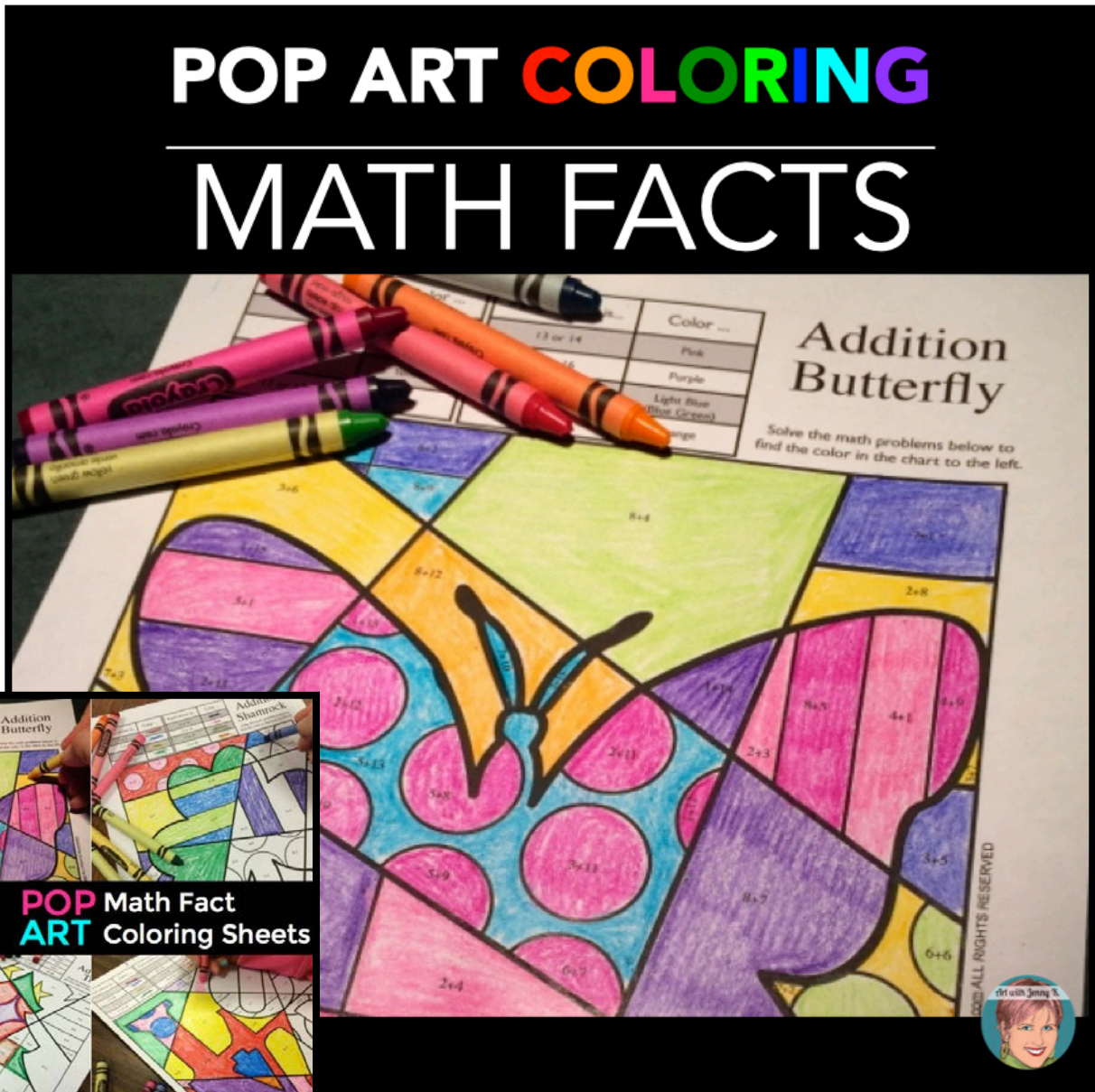


FREE SAMPLE



This is a sample coloring sheet from my spring math coloring set that includes four designs for addition up to 20, subtraction from as high as 25, and multiplication/division that reviews the times tables from 2's-9's. The complete set has 16 sheets plus a sample of my interactive coloring sheets for spring. It also includes spring writing prompts.



POP ART COLORING MATH FACTS




SEE THE FULL RESOURCE HERE

Steps

Step 1: Color in the parts of each image by solving the math problems in each shape. Instead of writing the answer with a number, use the grid at the top of the page to find the correct color that matches the answer to the math problem and color it. →



Step 2: Cut out the completed image when you are finished.




Step 3: Display your work for all to see!

Variation: You can also glue your finished image to a piece of construction paper so it has a nice colorful background.

Extension: There are writing prompts you can work on when you are finished with your math.

Butterfly Answer Key



Addition Butterfly

Solve the math problems below to find the color in the chart to the left.

If your answer is...	Color ...	If your answer is...	Color ...
5 or 6	Red	13 or 14	Pink
7 or 8	Blue	15 or 16	Purple
9 or 10	Yellow	17 or 18	Light Blue (Blue Green)
11 or 12	Green	19 or 20	Orange

2+16 6+2

3+6 8+9 8+4 7+1

1+15 8+12 2+8

5+1 1+13 8+12 4+9

7+3 2+13 2+12 1+14 8+5 4+1

6+5 3+3 5+13 2+11 2+3 3+7

8+6 4+10 5+8 1+12 3+5

3+16 5+9 3+11 8+7 6+6

7+4 2+14 6+7 9+2

5+5 2+4 7+2 8+1

7+12 3+12 7+8 9+7 5+7

4+2 4+4 9+5

8+2 4+2 9+5

2+6 3+4 9+1 5+14

6+4 9+1 6+1 5+3



Cut out the finished work when you are done coloring.



Let's tackle creative teaching together!

I love to spoil my email subscribers by sending exclusive freebies, tips, and tricks, as well as special announcements of sales. When you join today, I'll email you a free copy of my kindness coloring pages for you to start using right away! This freebie is a great creativity starter to inspire creativity right away in your classroom! Not to mention, after you join, you'll get invited to my "Subscribers Library" of freebies.



Looking for more art integration resources?

You will find all of my resources at www.artwithjennyk.com Here are a few you might like. Just click on the images below for more details!





artwithjennyk@yahoo.com



TERMS OF USE

PERSONAL USE ONLY

As a reminder, you **MAY**:

- Use this resource for your own personal use or for use in your classroom year after year.
- Copy this item for use in your classroom by your students.
- Purchase extra licenses for others to use this resource at a discounted rate.
- Review this item for the purpose of recommending it to others provided you include a link to this product. This includes writing about this resource and sharing your own experience on your blog.

You may **NOT**:

- Give a copy of this resource to others.
- Copy this item for use by others.
- Post this item on a website, including a personal, classroom, or district website.
- Store this resource on a school server or shared server where it is easily accessible by anyone except for you.
- Copy or modify any part of this resource to offer for free or for sale.
- Create rubber stamps, resell images as clip art or create templates of any kind.

© Copyright 2015 Art with Jenny K.® ALL RIGHTS RESERVED. Permission is granted to copy pages specifically designed for student or teacher use by original purchaser or licensee. The reproduction of any part of this product is strictly prohibited. Copying any part of this product and/or placing it on the internet in any form (even a personal/classroom website) is strictly forbidden. Doing so is a violation of the Digital Millennium Copyright Act (DMCA).

CREDITS



The artwork in this resource was created by Jenny Knappenberger (Art with Jenny K.) using images in the public domain.